


ATTENTION

1. Do not use it in places subject to vibration, corrosive impact or flammable gas and dust.
2. Do not use it in places with high temperatures such as sauna.
3. Use only the designated LED.
4. Do not modify or change the mounting of the luminaires.
5. Do not turn on when the lamp is damaged.
6. Connect the power line to the LED driver certified according to en / iec 60742.
7. The luminaire must only be used with its protection.

WARN

1. When removing or attaching the reflector, do not touch it with bare hands (wear clean gloves or new gloves or fingerprints may remain on the reflector).
2. The luminaire is not suitable for external installation.
3. The cables must not touch the luminaire housing.
4. To avoid any risk, if this luminaire has a damaged external flexible cable, it must only be replaced by the manufacturer, his service agent or a qualified technician.
5. This mark  on the luminaire symbolises the safety distance. This safety distance must be respected.
6. The luminaire must be switched off and cooled down before cleaning.
Note: Regular cleaning is essential. The interval and method will depend on the mounting location, the mounting situation and environmental conditions.
7. A soft, damp cloth and a standard alcohol-free detergent with a neutral pH should be used, do not rub.
8. Make sure the wire color: (+) red, (-) black.
9. Do not make a circuit with other lighting fixtures which have different light source, such as discharge lamp, etc.



This marking shown on the product or in its literature, indicates that it should not be disposed of with other household wastes at the end of its useful life. To prevent potential harm to the environment or human health from uncontrolled waste disposal, please separate this waste from other types of waste and recycle it responsibly to promote the sustainable reuse of material resources.

Household users should contact the retailer where they purchased this product, or their local government office, for more details of where and how they can take this item for environmentally friendly recycling.

Business users should contact their supplier and check the terms and conditions of the purchase contract.

This product should not be mixed with other commercial wastes for disposal.

SAFETY MARKINGS



Minimum distance below ceiling of 1.64 ft between the lamp and any combustible material



The luminaire must not under any circumstances be covered with thermal insulating covers or similar materials.



For direct mounting on normally flammable surfaces

The luminaire can be installed with minor obstructions such as timber beams above the ceiling within 4"-8" distance.

- ※ Before using, please read this information and use correctly
- ※ Note please note that on the back



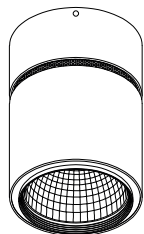
Product Family: CYL6 SAFETY INFORMATION

CYL6-SM-36

- ※ To change size according to the options

INSTALLATION

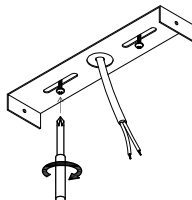
WIRING CAUTION



1

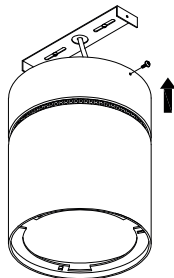


2

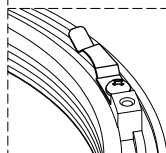



Secure the flange to the ceiling with bolts.

3

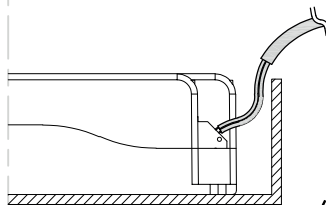


4

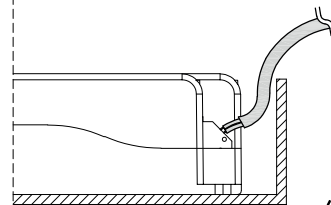


Secure the housing using screw bolts.

Secure the front cover by turning it clockwise.



(X)



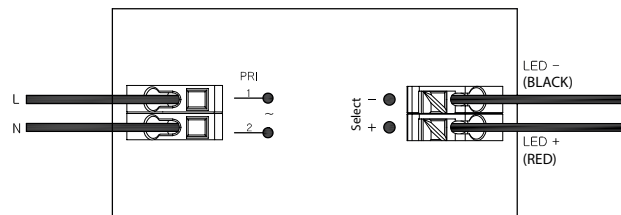
(O)

※ The cable protective sheath should be removed only near the terminal block to ensure that the exposed base insulation wire does not touch the surrounding metal.

DRIVER ELECTRIC DIAGRAM

| Cable (Terminals) | Diameter of the wires | s: 0.01"-0.05" f: 0.02"-0.05" | Bared wire end | 0.25"-0.29" | Wire length | max. 6.5 ft |
|-------------------|-----------------------|----------------------------------|----------------|-------------|-------------|-------------|
|-------------------|-----------------------|----------------------------------|----------------|-------------|-------------|-------------|

Note: Connect earth ground here. As seen in the image.



※ See label for details

[NOTE]