


⚠ WARNING

1. Don't use at place that exists with vibration, impact corrosion or flammable gas and dust.
2. Don't use at place that is in high temperature as like sauna.
3. Only use designated LED.
4. Don't modify and change assembly of luminaires.
5. Don't light on when lighting fixture is damaged.
6. Connect power source line to LED driver certified according to en/iec 60742.
7. The luminaire shall only be used complete with it's protective.

⚠ CAUTION

1. When removing or attaching the reflector, do not touch it with your bare hands.
(※ Clean gloves or new gloves should be used since fingerprints may remain on the reflector)
2. The luminaire is not suitable for external installation.
3. Cables must not touch the luminaire housing.
4. To avoid risks, if this luminaire has a damaged external flexible cable, it must only be replaced by the manufacturer, his service agent or qualified technician.
5. This sign  on the luminaire symbolizes the safety distance.
This safety distance is to be observed.
6. The luminaire must be switched-off and cool before being cleaned.
Note : Regular cleaning is essential. The interval and method will depend on the mounting location, the mounting situation and ambient conditions.
7. A dampened soft cloth is to be used.
8. Use a soft cloth and a standard pH neutral, alcohol free non-scouring detergent.
Ensure wire color : (+) red, (-) black
9. Use a soft cloth and a standard pH neutral, non scouring detergent.
10. Do not make a circuit with other lighting fixtures which have different light source like discharge lamp & etc.



This making shown on the product or its literature, indicates that it should not be disposed with other household wastes at the end of its working life. To prevent possible harm to the environment or human health from uncontrolled waste disposal, please separate this from other types of wastes and recycle it responsibly to promote the sustainable reuse of material resources.

Household users should contact either the retailer where they purchased this product, or their local government office, for details of where and how they can take this item for environmentally safe recycling.

Business users should contact their supplier and check the terms and conditions of the purchase contract, This product should not be mixed with other commercial wastes for disposal.

SAFETY MARKS



Minimum distance below ceiling of **1.64 ft** between lamp and any combustible materials.



The luminaire must not under and circumstances be covered with heat insulating covers or similar materials.



The luminaire can be installed with minor obstructions such as timber beams above the ceiling within **4"-8" distance.**

For direct mounting on normally flammable surfaces

- ※ Before you use, please read this information and use correctly.
- ※ Note please note that on the back.



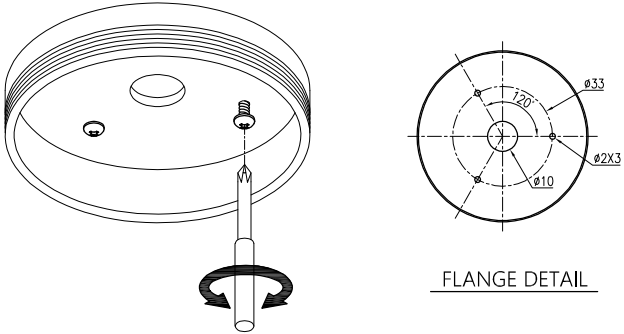
Product Family: CYL2 SAFETY INFORMATION

CYL2-SM-14

※ To change size depending on options.

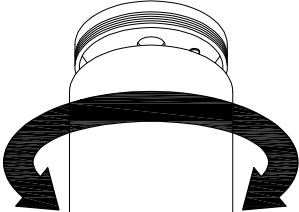
INSTALLATION

1



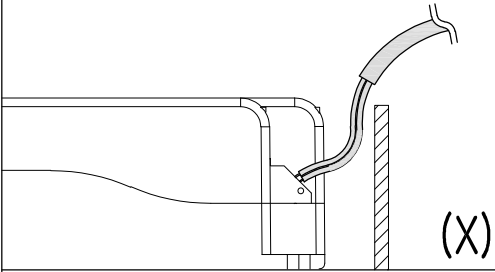
Fix the flange bracket to the ceiling with three bolts.

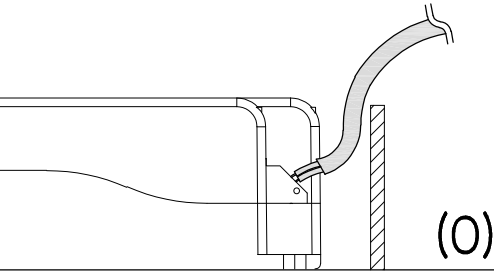
2



Attach housing to bracket and watch direction.


⚠ WIRING CAUTION



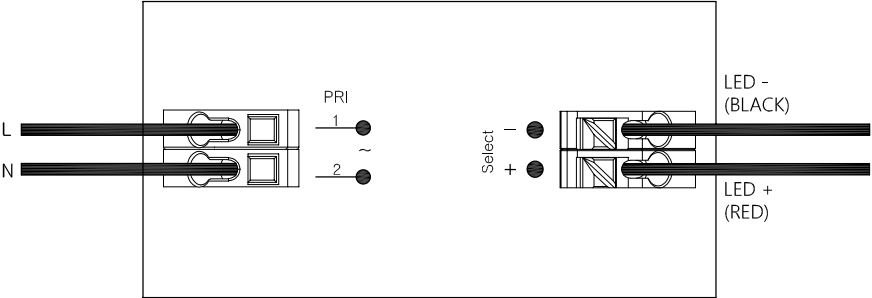


※ The cable protective jacket have to be removed only near terminal block to ensure uncovering basic insulation wire not touch the metal around.

DRIVER ELECTRIC DIAGRAM

Cable (Terminals)	Diameter of wires	s: 0.01"-0.05" f: 0.02"-0.05"	Bared wire end	0.25"-0.29" 	Wire length	max. 6.5 ft
----------------------	----------------------	----------------------------------	----------------	--	-------------	-------------

Note: Connect earth ground here. As seen in the image.



※ See label for details.

[MEMO]